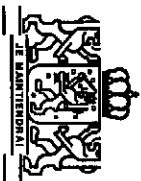




**RDW**

**THE NETHERLANDS  
(N E D E R L A N D)**



**EC TYPE-APPROVAL CERTIFICATE**

Communication concerning the:

- type-approval <sup>(1)</sup>
- extension-of-type-approval <sup>(4)</sup>
- refusal-of-type-approval <sup>(4)</sup>
- withdrawal-of-type-approval <sup>(4)</sup>

of a type of a component with regard to Directive 94/20/EC.

**Type-approval number <sup>(2)</sup> : e4\*94/20\*3554\*00**

**Reason for extension : n.a.**

**Approval mark : See example of type plate**

**SECTION I**

0.1. **Make (trade name of manufacturer) : Bosal**

0.2. **Type and general commercial description(s) : 044323**


0.3. **Means of identification of type if marked on the component <sup>(3)</sup> : Type approval number**

0.3.1. **Location of that marking : On type plate**

0.5. **Name and address of manufacturer : Bosal  
Tweede industrieweg 6  
4921 XH Made, the Netherlands**

0.7. **In the case of components and separate technical units, location and method of affixing of the EEC approval mark : On type plate**

0.8. **Name(s) and address(es) of assembly plant(s) : See information document  
(annex III, item 0.8)**

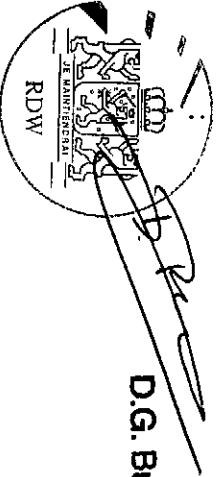


*Vehicle Approval and Information*

P.O. Box 777  
2700 AT Zoetermeer  
The Netherlands

Tel. + 31 (0)79 345 81 43  
Fax + 31 (0)79 345 80 43  
www.rdw.nl

SECTION II

1. Additional information (where applicable) : see Appendix I
2. Technical service responsible for carrying out the tests : RDW  
Test Centre Lelystad  
Talingweg 76  
8218 NX Lelystad
3. Date of test report : 27-2-2008
4. Number of test report : RDW-94/20-5718
5. Remarks (if any) : see Appendix I
6. Place : Zoetermeer
7. Date : 27-2-2008
8. Signature  : D.G. Burger
9. The index to the information package lodged with the competent authority that has granted type-approval, which may be obtained on request, is attached:
  - Application form relating to Annex III and annexed drawings.
  - Drawings and instructions for attachment.
  - Fitting instructions.

---

<sup>(1)</sup> Delete where not applicable.

<sup>(2)</sup> The EEC type-approval number appearing on this document shall consist of all sections outlined in Annex VII to Directive 70/156/EEC, as last amended by Directive 92/53/EEC. The component itself shall be marked as prescribed in the relevant separate Directive.

<sup>(3)</sup> In the means of identification of type contains characters not relevant to describe the component types covered by this type-approval certificate such characters shall be represented in the documentation by the symbol “?” (e.g. ABC?123).

## APPENDIX I

to EEC type-approval certificate number: e4\*94/20\*3554\*00

concerning the component type-approval of mechanical coupling devices with regard to Directive 94/20/EC.

1. Additional information
- 1.1. Class of the type of coupling : A50-X
- 1.2. Categories or types of vehicles for which the device is designed or restricted : See fitting instructions
- 1.3. Maximum D-value <sup>(1)</sup> : 11,03 kN
- 1.4. Maximum vertical load S at the coupling point <sup>(1)</sup> : 130 kg
- 1.5. Maximum load U at the fifth wheel coupling point <sup>(1)</sup> : --- tonnes
- 1.6. Maximum Y-value <sup>(1)</sup> : --- kN
- 1.7. Instructions for attachment of the coupling type to the vehicle and photographs or drawings of the fixing points at the vehicle given by the manufacturer; additional information if the use of the coupling type is restricted to special types of vehicles : See fitting instructions
- 1.8. Information on the fitting of special towing brackets or mounting plates <sup>(1)</sup> : See fitting instructions
5. Remarks <sup>(2)</sup> : The installation of the coupling device on the vehicle must be checked according to the requirements given in Annex VII (see Annex I Paragraph 5.10.)

<sup>(1)</sup> Delete where not applicable.

<sup>(2)</sup> Including information as to whether fifth wheel couplings are unsuitable for positive steering.

